



Series HP-A


The Series HP-A gearbox features the high performance and dependability of Cone Drive's double enveloping worm gearing in a metric, universal housing. Offering features ideal for the processing and material handling markets, the Cone Drive Series HP-A gearbox provides high torque in a compact package.

FOOD & BEVERAGE | PACKAGING | METALS & MINING | OIL & GAS | PAPER & PULP

MADE IN
USA

ALTERNATIVE METRIC DESIGN

- Double-enveloping worm gearing supported with two input bearings
- Cast iron construction
- Universal housing
- Competitive OEM pricing
- Best in class lead times
- 5 year warranty



 CONFIGURE & DOWNLOAD YOUR MODEL AT www.ConeTools.com SERIES HP-A

S P E C I F I C A T I O N S

Center Distance: 100 thru 200 mm

Ratio: 5:1 thru 70:1

Backlash: Low or standard

Output Torque_{ConstantSpeed} : $\leq 88,100$ lb-in


Orientation: Worm over gear, worm under gear, vertical gearshaft




Input Shaft: Inch or metric, single or double extended

Output Shaft: Inch or metric, solid (single or double extended), hollow

Additional Options: Fan cooled, double oil seals, viton seals, drywell feature



 Cone Drive Operations, Inc.
240 East 12th Street
Traverse City, MI 49684, USA

 +1.888.994.2663
 orders@conedrive.com
 conedrive.com



03232022